

C~plug®

Size	Quantity	Art.-No.
8 mm	1	237008
10 mm	1	237010
12 mm	1	237012
14 mm	1	237014
16 mm	1	237016
18 mm	1	237018
20 mm	1	237009

Inserters for cement restrictors & accessories

M5 inserter for cement restrictors	1	02-0701
Tray empty	1	02-0702
Tray incl. all C~plug® adapters	1	02-0703
C~plug® adapter 8 mm	1	02-0708
C~plug® adapter 10 mm	1	02-0710
C~plug® adapter 12 mm	1	02-0712
C~plug® adapter 14 mm	1	02-0714
C~plug® adapter 16 mm	1	02-0716
C~plug® adapter 18 mm	1	02-0718

Distributed by

OSARTIS GmbH

Auf der Beune 101, 64839 Münster, Germany
 Subsidiary: Lagerstraße 11-15, 64807 Dieburg, Germany
phone +49 (0) 6071 - 929 0 **e-mail** info@osartis.de
fax +49 (0) 6071 - 929 100 **web** www.osartis.de



C~plug®

European Medical Contract Manufacturing B.V.

Middenkampweg 17, CH Nijmegen, The Netherlands
phone +31 (0) 24 - 371 5252 **web** www.emcm.com
e-mail info@emcm.com



Instruments

OSARTIS GmbH

Auf der Beune 101, 64839 Münster, Germany
 Subsidiary: Lagerstraße 11-15, 64807 Dieburg, Germany
phone +49 (0) 6071 - 929 0 **e-mail** info@osartis.de
fax +49 (0) 6071 - 929 100 **web** www.osartis.de



Tray

Paul Schöndorf Metallwaren GmbH

Am Untergrün 4, 79232 March-Buchheim, Germany
phone +49 (0) 7665 - 959 14 **e-mail** info@paulschoendorf.de
fax +49 (0) 7665 - 959 15 **web** www.paulschoendorf.de

C~plug®

Resorbable Cement Restrictor



141-2600-02EN / 082020

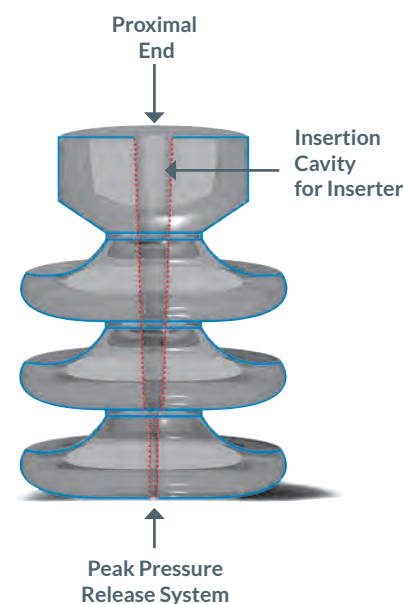


C~plug®

Modern cementing techniques allow the creation of an optimal cement mantle within the medullary cavity. The usage of cement restrictors in modern cementing techniques is a proven standard as a restrictor reduces the risk of a revision. The distal restrictor seals the medullary cavity and improves cement grouting to the implant surface for better implant fixation. A distal plug ensures the cement penetration into cancellous bone because of the supportive pressurization by the restrictor.

The Specific Concept of the C~plug®

- Resorbable composition
- Biocompatible
- Accurate positioning
- Reduced distal pressure
- Increased contact surface
- Efficient protection of the intramedullary cavity
- Easy and safe instrumentation
- Plug removal not necessary



Accurate Positioning

The insertion cavity of the C~plug® is slightly conical and the initial inserter is straight. This leads to less adhesion between the inserter and the C~plug®. If the inserter is withdrawn out of the medullary cavity, the C~plug® will automatically be placed at the distal depth limit of the medullary cavity.

Reduced Distal Pressure

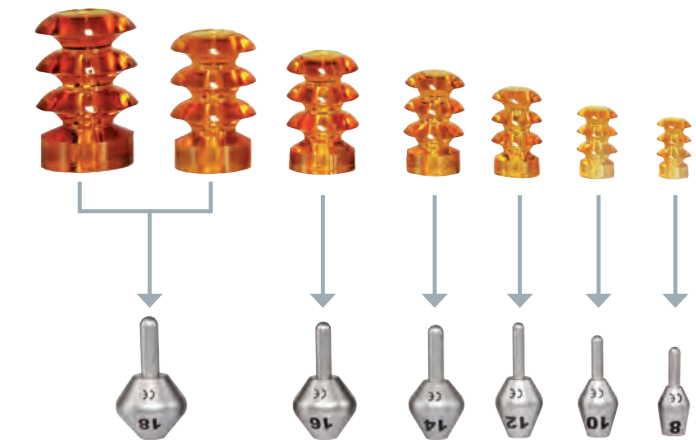
Due to the Peak Pressure Release System the distal pressure on the C~plug® is reduced. A special shaped air vent allows the air to pass which balances the pressure on both sides of the device. Consequently, the C~plug® remains exactly where it was initially placed.

Increased Contact Surface

The C~plug® is a cylindric restrictor with three rings seated on the base. The special designed rings lead to an increased contact surface during the insertion. The curved rings have an optimal stability and offer a high degree of resistance to possible displacement. The rings also support the optimal penetration of the bone cement.

Resorbable Composition

The C~plug® is a resorbable and biocompatible bone cement restrictor made out of porcine gelatin (approx. 57%), glycerol (approx. 37%), water (approx. 6%) and methyl-p-hydroxybenzoate (approx. 0.2%) and is available in 7 sizes (from 8 mm to 20 mm).



Application Set


The application set consists of the inserter and adapters available in 6 sizes (from 8 mm to 18 mm). The adapter 18 mm is used for two C~plug® sizes – 18 mm and 20 mm.



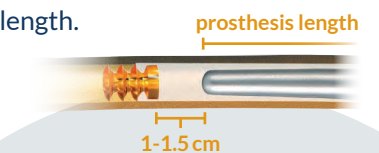
- 1 The individual adapter is screwed on the inserter in order to determine the diameter of the medullary cavity.



- 2 The inserter is scaled for control of the predefined position of the C~plug® in the medullary cavity.



To facilitate an optimal cement mantle around the stem it is necessary to add 1 to 1.5 cm to the measured prosthesis length.



- 3 After the determination of the adequate size of the C~plug® it will be placed with the inserter at the desired depth of the medullary cavity.



- 4 The inserter inclusive the screwed on adapter will be removed while the C~plug® remains in situ. The surgery can proceed with cement filling and stem implantation.

For storage of the adapter a tray is available.

